



Google Analytics Acquisition Overview

Continent ▾

Region ▾

Channel ▾

Device ▾

1 Jan 2023 - 31 Jan 2023 ▾

Users
1,500

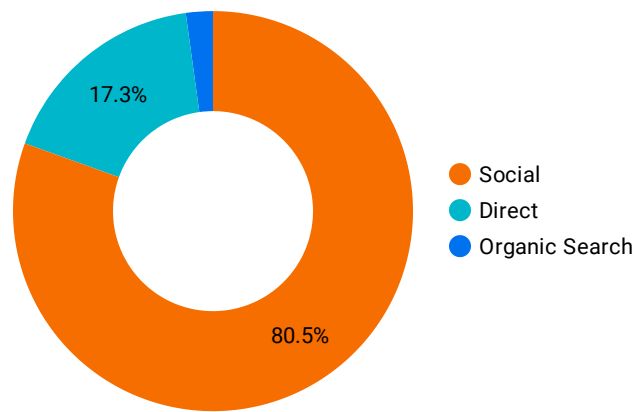
Sessions
1,751

Bounce Rate
58.94%

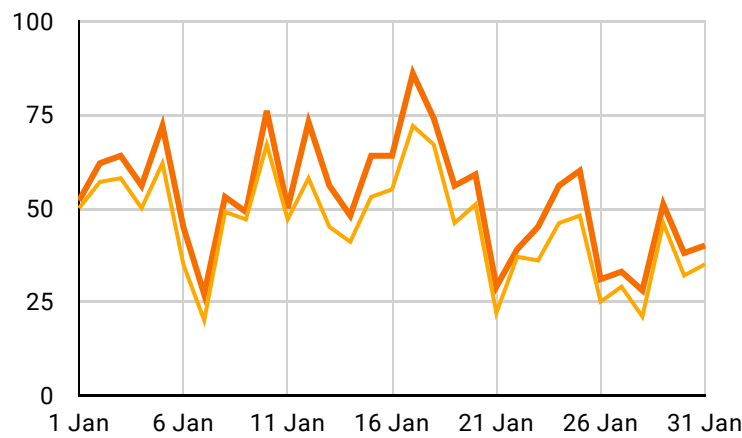
Goal Completions
No data

Avg. Time on Page
00:01:39

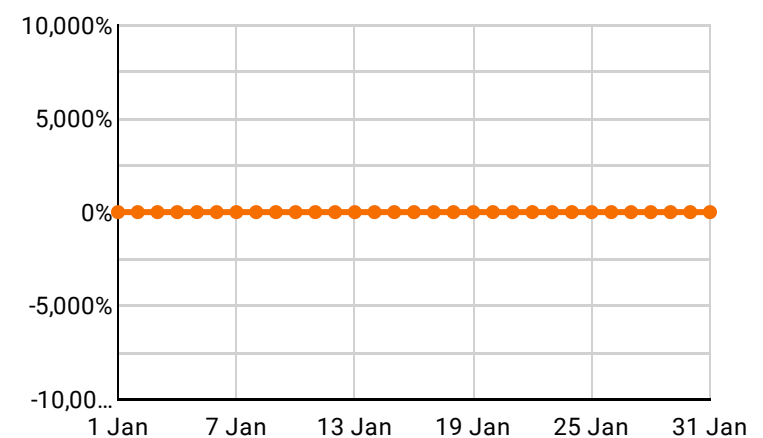
Top Acquisition Channels



Users (vs. New Users)



Conversions



Acquisition

Sessions
1.8K

Users
1.5K

New Users
1.4K

Behavior

Bounce Rate
58.9%

Pages / Session
2.0

Avg. Session Duration
01:34

Conversions

Goal Conversion Rate
0.0%

Goal Completions
No data

Goal Value
No data

Source / Medium	Sessions	Users	New Users	Bounce Rate	Pages / Session	Avg Session Dura...	Goal Conversion ...	Goal Completions	Goal Value
l.instagram.com...	1,043	947	859	48.51%	2.04	00:01:30	0%	0	\$0
(direct) / (none)	308	262	251	74.35%	1.79	00:01:37	0%	0	\$0
instagram.com / ...	165	133	100	70.91%	2.13	00:03:02	0%	0	\$0
l.facebook.com / ...	63	53	47	57.14%	2.08	00:00:51	0%	0	\$0
m.facebook.com...	63	59	59	85.71%	1.33	00:00:34	0%	0	\$0
lm.facebook.co...	39	29	24	84.62%	1.33	00:00:26	0%	0	\$0
google / organic	36	33	33	63.89%	2.5	00:01:58	0%	0	\$0
facebook.com / ...	34	34	34	100%	1	00:00:00	0%	0	\$0